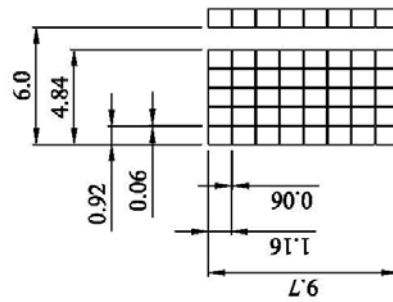
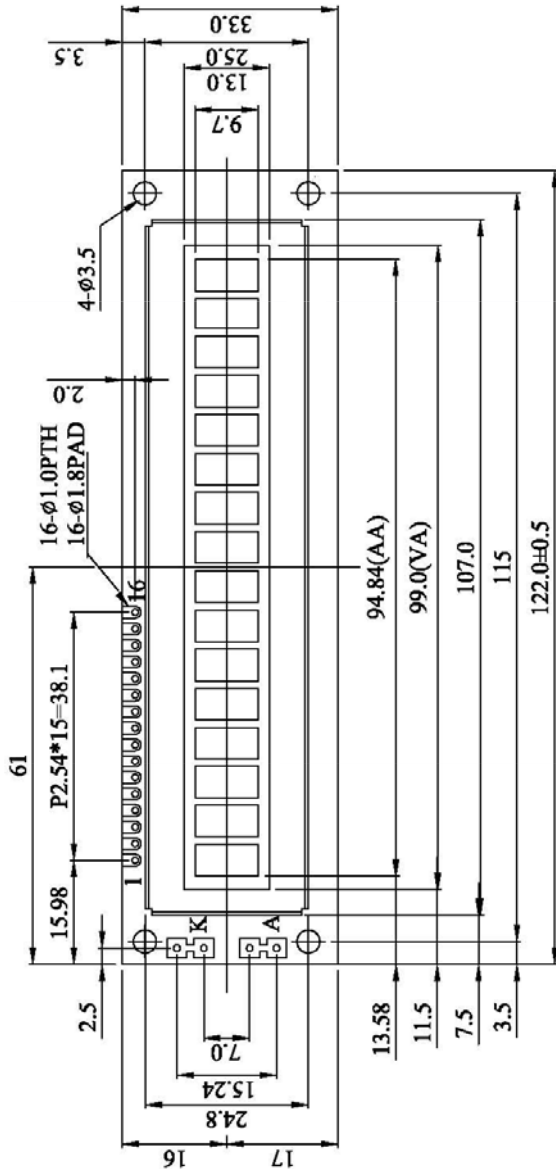
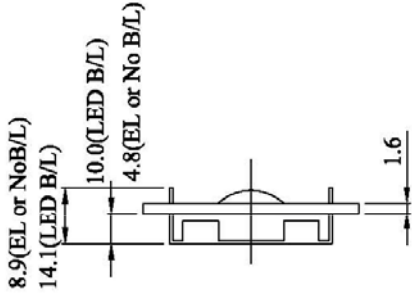




PIN	SYMBOL
1	VSS
2	VDD
3	V0
4	RS
5	R/W
6	E
7	D0
8	D1
9	D2
10	D3
11	D4
12	D5
13	D6
14	D7
15	A
16	K



SCALE 3/1

The non-specified tolerance of dimension is ± 0.2 mm .

SCALE:	1/1	REV:	A
UNIT:	mm	PAGE:	1/1
MODEL	CM1616	APPROVE	
TITLE	MODEL DRAWING	CHECK	
DWG NO.		DRAW	Steven 02/01/07